

MEMBER BUSINESS
SOLUTIONS



Distribution Pounds by County Report with XML Export

Owner of this document is: Scott Wiacek – swiacek@feedingamerica.org

Purpose of this document

This explains how to generate an XML file of the Distribution Pounds by County Report in Ceres for upload to HungerNet.

Copyright © Feeding America 2014, All Rights Reserved.

This document may be printed and reproduced only by Feeding America and member organizations.

Table of Contents

PURPOSE 3
RECEIPTS AND DISTRIBUTIONS REPORT 3
RELATED TOPICS: 5

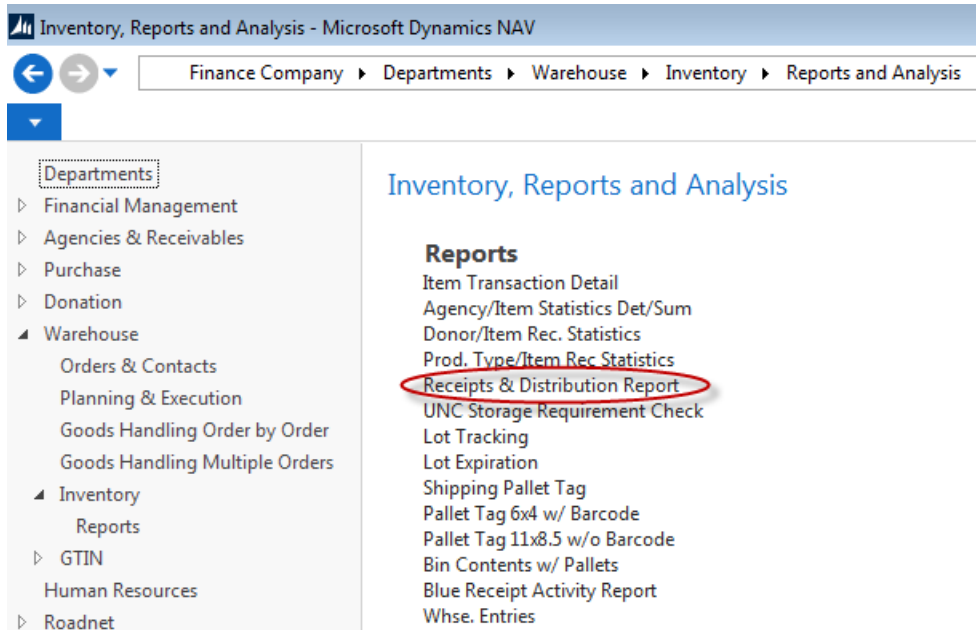
Purpose

The Distribution Pounds by County Report in Ceres now includes an option to generate an XML file for upload to HungerNet. This explains how to create that file.

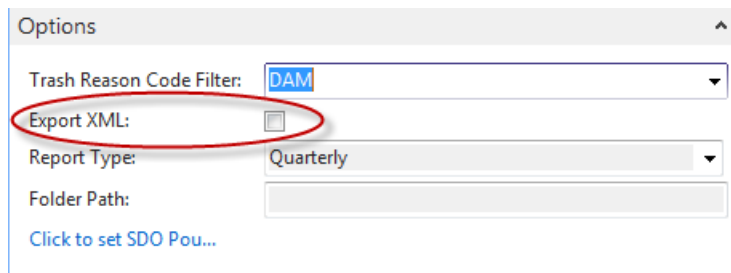
Ceres object release 4.00.00 is required for the functionality documented in this procedure.

Receipts and Distributions Report

1. The Distribution Pounds by County Report can be accessed Departments → Warehouse → Inventory → Reports & Analysis → Receipts & Distributions Report.



2. If the Export XML option is not selected:
 - a. The report can be run for any Date Filter.
 - b. The XML file will not be created.



3. If the Export XML option is selected:
 - a. The report can only be run for a Date Filter that spans a complete Month or Quarter depending upon which Report Type has been selected.
 - b. The Report Type "Monthly" or "Quarterly" must be selected and match the period covered by the Date Filter.

- c. The Period Number must be specified and match the Report Type selected and the period covered by Date Filter.
- d. The XML file will be created in the location specified in the Folder Path field. For Ceres RTC this path must be "C:\NAVTEMP\". (Once saved it is recommended to move the report to a location on your network so that more than just the person creating the export can access the file).

Options ^

Trash Reason Code Filter:


Export XML:

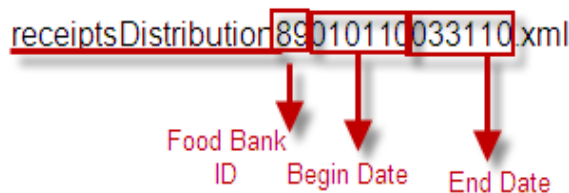
Report Type:

Folder Path:

[Click to set SDO Pou...](#)

- e. The XML file will be named by the process as follows:
 "receiptsDistribution + Member ID + Begin Date Filter + End Date Filter.xml"

Example:  receiptsDistribution89010110033110.xml



4. Amounts on both the Report and XML Export are now rounded to the nearest whole number.

A RECEIPTS

1	Donated Product:	Yellow Received	Blue Received	Locally Received	Totals
a	Salvage:	0	0	0	0
b	Prepared Foods:	0	0	712	712
c	Produce:	12,510	1,478	19,226	33,214

```

- <category id="4" displayName="Product" concatenatedName="Receipts.Donated.Produce">
  <instructions>Fresh fruit and vegetables. I.e.: Tomatoes or mixed produce.</instructions>
  <value type="Yellow" qprId="Receipts.Donated.Produce.Yellow" estimated="0">12510</value>
  <value type="Blue" qprId="Receipts.Donated.Produce.Blue" estimated="0">1478</value>
  <value type="Local" qprId="Receipts.Donated.Produce.Local" estimated="0">19226</value>
</category>
  
```

Print Preview

Receipts: Distribution Report

Receipts and Distribution Report
 Food Bank of Central New York
 Date Filter: 01/01/10..03/31/10
 3/18/2010 2:04 PM
 Page 1
 SWPROS\wuh

A RECEIPTS

1 Donated Product:		Yellow Receipted	Blue Receipted	Locally Receipted	Totals
a	Salvage:	0	0	0	0
b	Prepared Foods:	0	0	712	712
c	Produce:	12,510	1,478	19,226	33,214
d	Food Drives:	0	0	0	0
e	Retail / Wholesale:	0	23,807	53,966	77,773
f	Manufacturers / Processors:	24,846	4,665	13,440	42,951
h	Miscellaneous:	11,798	0	8,510	20,308
i	From Cluster Head/Members:	0	0	0	0
j	Inter-Member Transfers:	0	0	26,525	26,525
k	PDO/RDO Activity	0	0	0	0
l	Gross Donated Total:	49,153	29,950	122,379	201,482
m	Net Donated Total:	49,153	29,950	95,854	174,957

2 Purchased Product:

Related Topics:

1. Agency Overview
2. Agency Order Overview
3. Blue Receipt Activity Report
4. Distribution Pounds by County Report with XML Export
5. FA Reporting and UNC Coding (QPRs_Blue Receipts)